



Business Central Tricks & Whats New

- Date Formulas
- Quick Entry
- Report Scheduler
- What's New
- Email Scenario Attachments
- Analyze Mode
- Excel Layouts
- Questionnaire Functionality??
- 3rd Party Products
- Q & A

Date Formulas

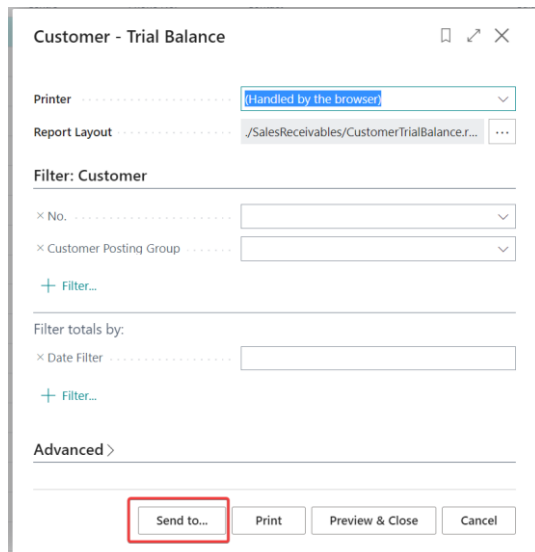
- Very useful in creating filters on dates
- <https://learn.microsoft.com/en-ca/dynamics365/business-central/ui-enter-date-ranges>
- <https://thatnavguy.com/date-formula-in-business-central/>
- Useful formulas
 - Last Month -CM-1M..-CM-1D
 - Current Year -CY..CY

What is Quick Entry?

- Quick entry = Accelerate repetitive entry of records
- Powerful and simple feature that provides an alternate path through editable fields
- Changes behavior of Enter key to be different than Tab key
 - Moves focus to next quick entry field skipping non-essential fields
- Can personalize the experience
 - Tailor it is specific role profiles
- Fields included in Quick Entry will be included in the path when you select **Enter**
- To navigate to a previous field, select **Shift** + **Enter**
- <https://learn.microsoft.com/en-us/business-applications-release-notes/april19/dynamics365-business-central/quick-entry>
- <https://learn.microsoft.com/en-us/dynamics365/business-central/ui-enter-data#QuickEntry>

Report Scheduler

- Used for having reports automatically run periodically and appear in your Report Inbox
- Schedule is managed in your Job Queue
- <https://learn.microsoft.com/en-ca/dynamics365/business-central/ui-work-report>



Customer - Trial Balance

Printer: Handled by the browser

Report Layout: /SalesReceivables/CustomerTrialBalance.r...

Filter: Customer

× No. ...

× Customer Posting Group ...

+ Filter...

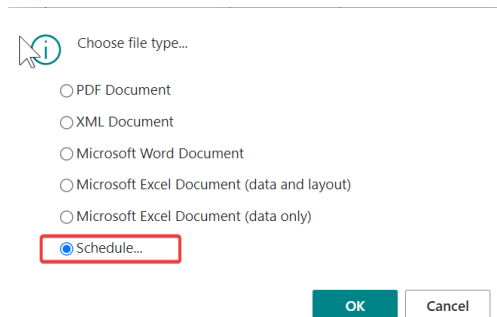
Filter totals by:

× Date Filter ...

+ Filter...

Advanced >

Send to... Print Preview & Close Cancel



Choose file type...

PDF Document

XML Document

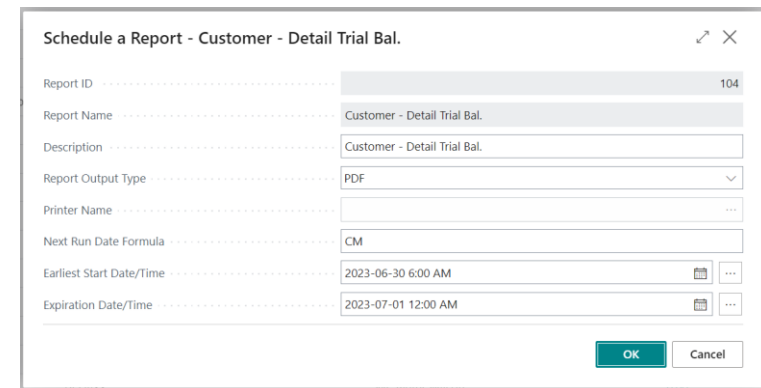
Microsoft Word Document

Microsoft Excel Document (data and layout)

Microsoft Excel Document (data only)

Schedule...

OK Cancel



Schedule a Report - Customer - Detail Trial Bal.

Report ID: 104

Report Name: Customer - Detail Trial Bal.

Description: Customer - Detail Trial Bal.

Report Output Type: PDF

Printer Name: ...

Next Run Date Formula: CM

Earliest Start Date/Time: 2023-06-30 6:00 AM

Expiration Date/Time: 2023-07-01 12:00 AM

OK Cancel

What's New in BC?

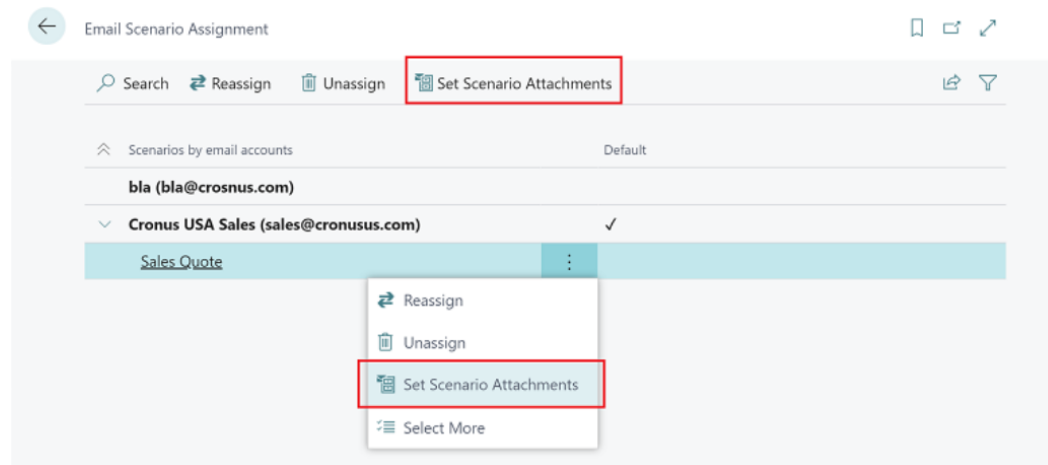
- 2022 Wave 2
 - <https://learn.microsoft.com/en-us/dynamics365-release-plan/2022wave2/smb/dynamics365-business-central/planned-features>
- 2023 Wave 1
 - <https://learn.microsoft.com/en-us/dynamics365-release-plan/2023wave1/smb/dynamics365-business-central/planned-features>
- Use Feature Management to enable new functionality

- Key New Features:
 - Use default attachments in emails sent from BC
 - Improved Bank Rec Functionality
 - Multiple Remit-To addresses per vendor
 - Enhanced CRM / Dataverse replication and integration

- Key New Features:
 - Analyze Feature
 - Security Groups based on Active Directory Groups
 - Sync master data across companies
 - Additional Preview Journals
 - Additional flows in Power Apps
 - Statistical Accounts

Email Scenario Attachments

- Attach standard templates automatically to specific email scenarios
- For example, include terms & conditions to Quotes
- <https://learn.microsoft.com/en-us/dynamics365-release-plan/2022wave2/smb/dynamics365-business-central/use-default-attachments-email-sent-business-central>



Analyze Mode

- Quickly Analyze data in Business Central
- View row counts and grand totals in any list view
- Pivot Table capability directly in BC Application
- Save tabs
- Initial release only works for <100,000 rows
- Automatically enabled from Update 23.0(Q4 2023)
- <https://learn.microsoft.com/en-us/dynamics365/release-plan/2023wave1/smb/dynamics365-business-central/analyze-group-pivot-data-list-pages-using-multiple-tabs>

Excel Layouts

- Allows you to create simple NO CODE layouts in Microsoft Excel
- Create reports that include summaries, analysis presented in PivotTables, and Pivot Charts
- Create interactive reports using visualizations such as slicers
- Use built-in Microsoft Office features to do post-processing on rendered reports, including:
 - Protecting worksheets
 - Applying sensitive labels
 - Adding comments and notes
 - Forecasting and analysis
- <https://learn.microsoft.com/en-ca/dynamics365/business-central/ui-excel-report-layouts?tabs=any-report>
- <https://www.youtube.com/watch?v=GIUkPzeFABo>

3rd Party Products

- Test them out in a Sandbox before Production
- Maintained in Extension Management
- Download trials from Market Place
- InsightWorks <https://www.dmsiworks.com/apps/free-apps/>
 - Graphical Scheduler
 - Doc Extender
 - Print Node
- Solver <https://www.solverglobal.com/>
 - Budgeting
 - Forecasting
 - Reporting
 - Analysis
 - Dashboards



- Dynamic Point <https://www.dynamicpoint.com/>
 - Expense Management
 - Invoice Automation
 - Online Portal
- EOne Solutions <https://popdock.eonesolutions.com/>
 - Popdock



Q & A

Questions?